

Orbi Satellite



# ORBI RBK752 SETUP GUIDE VIA APP & BROWSER

Manual



Scan the QR code  
to visit our website

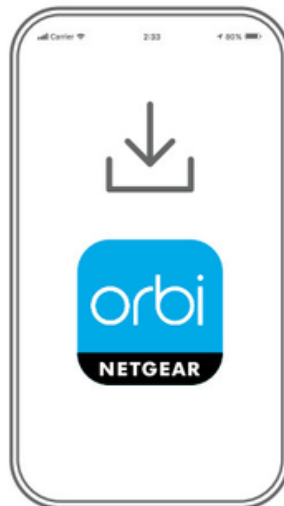
# Orbi RBK752 Setup Guide via App & Browser


This can be done by two methods, either by app or by browser. The following manual will explain you both.

## Orbi RBK752 Setup Guide (via the app)

The Orbi app is what most people use to set things up. This is how it goes:

- If you're getting a new router, unplug the old one. Get your modem ready.
- To connect the Orbi router to the modem, you will need to make use of the Ethernet line.
- Now, you must wait for the light to change from red to blue or white.
- Download the Orbi app on your phone.




- 
- Follow the instructions in the program. It requires a WiFi name and admin login.
  - Move the satellite to a room halfway between the router and desired coverage area.
  - Turn on the satellite. Its light should instantly sync with the router.

The app will notify you whether the satellite connection is "Good," "Fair," or "Poor" when you set it up. If it's not good, simply move it a bit closer.

## Orbi RBK752 Setup Guide (via the app)

The browser alternative still works if you don't like applications.

- Connect your laptop or PC to the Orbi router via a cable.
  - Enter the URL "orbilogin.com" or IP address: 192.168.1.1 in a web browser.
  - Enter the default admin login credentials from the router's label.
  - Complete the setup wizard procedures. It will ask for your internet type, WiFi name, and password.
- 

Plug in the device and now sync Orbi satellite




- If you don't know it, check the label on the router or the little card that came in the box.
- Once you're in the dashboard, look up top for Advanced. Click that. Then hit Administration > Set Password.
- You'll see fields for old password, new password, confirm new password. Type it in. Make it strong.
- Check the box that says "Enable Password Recovery" if you don't want to reset the whole system next time you forget.
- Hit Apply. Wait for it to refresh. That's it. You're done.

Orbi Satellite

# THANK YOU

 [support@orbi-satellite.com](mailto:support@orbi-satellite.com)



Scan the QR code to  
visit our website